

**INDONESIA BALANCE OF TRADE WITH JAPAN (USD MILLION)**



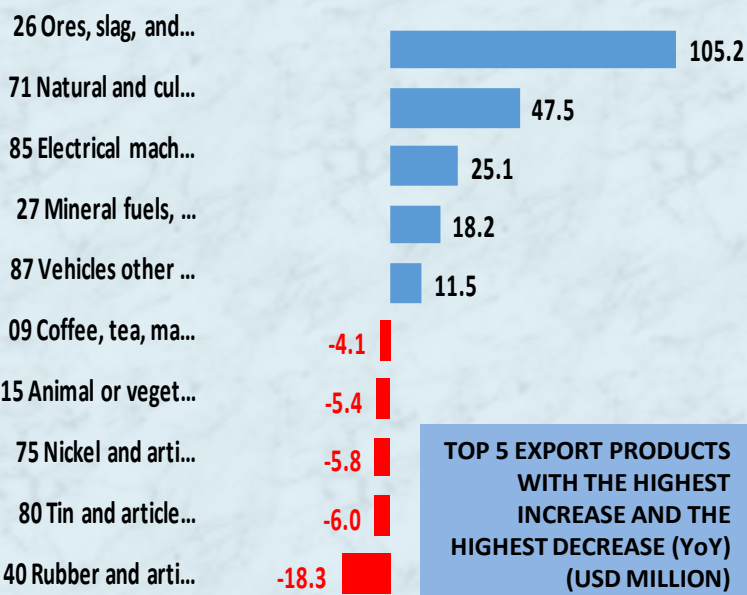
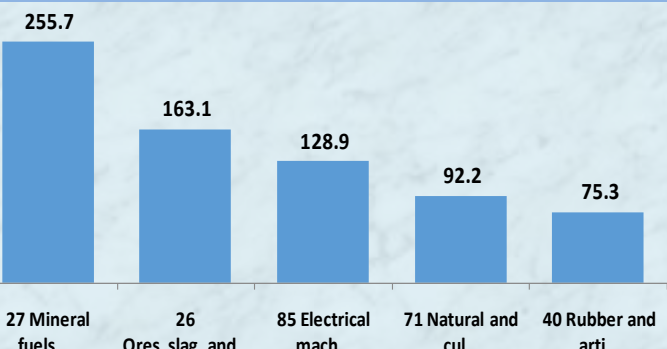
**INCREASE OF TOTAL SURPLUS (YoY)**

**INDONESIA'S EXPORT TO JAPAN**

**INCREASES OF EXPORT (YoY)**



**INDONESIA'S TOP 5 EXPORT PRODUCTS (USD MILLION)**



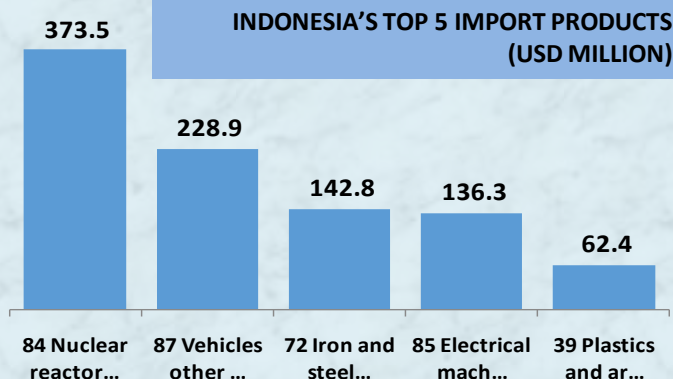
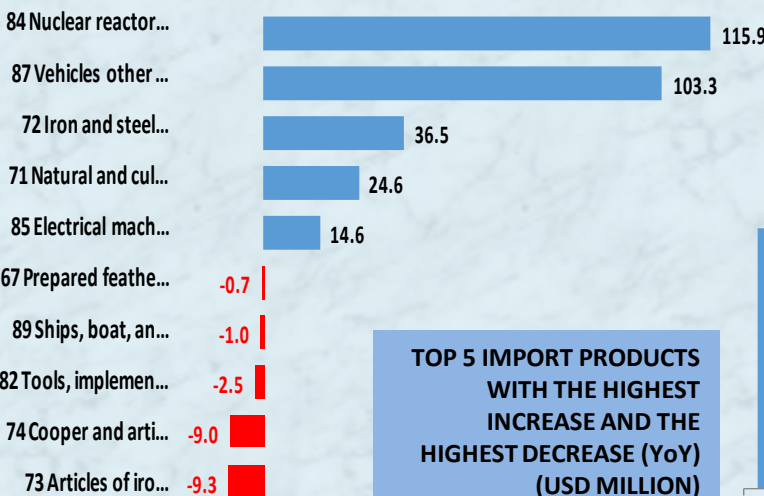
**TOP 5 EXPORT PRODUCTS WITH THE HIGHEST INCREASE AND THE HIGHEST DECREASE (YoY) (USD MILLION)**

**INDONESIA'S IMPORT FROM JAPAN**

**INCREASES OF IMPORT (YoY)**



**INDONESIA'S TOP 5 IMPORT PRODUCTS (USD MILLION)**



**TOP 5 IMPORT PRODUCTS WITH THE HIGHEST INCREASE AND THE HIGHEST DECREASE (YoY) (USD MILLION)**

Source: BPS (processed by PDSI, MoT and ITPC Osaka)